


EUREKA[®]

INSTRUCTION MANUAL



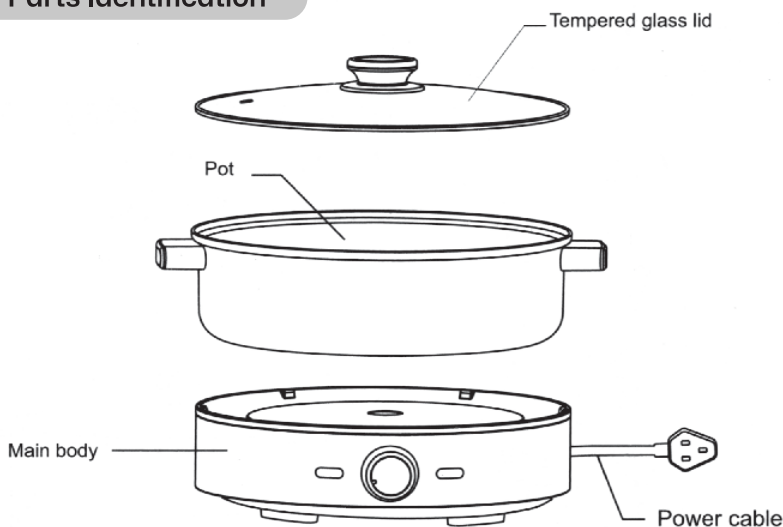
EHG 5L

**MULTICHEF GRILLPOT
HOTPOT with GRILLER**

MULTICHEF GRILLPOT / HOTPOT with GRILLER

1

Parts Identification



Control Panel



Product Feature

1. The electric cooker has various functions such as frying, cooking, stewing, and simmering.
2. The product has an automatic temperature control device. When the internal temperature reaches the set value, the product enters the intermittent heating stage
3. With stepless fire adjustment function, temperature control is more accurate and cooking is more flexible.
4. Separable pot, easy to clean. Transparent glass lid design for cooking visualization.

Safety Warnings

Tips

To avoid injury and property damage to you and others, be sure to observe the following safety precautions. Failure to follow the safety warnings may result in accidents.

⚠ Cautions

The following conditions are not allowed :

- Use of appliances by unattended young children and persons with disabilities
- Children's play equipment

🚫 Means [Prohibited]



Prohibit the use of poor quality power strips



Do not touch with wet hands



Prohibition of flammable materials



No children operation

- Do not insert objects into the holes on the bottom of the product.
- Do not plug or unplug with wet hands .
- If the power cord is damaged, it must be replaced by a professional
- Do not allow children to use it alone. Keep it out of reach of infants and young children to avoid dangerous accidents such as electric shock and burns.
- After use, cut off the power supply, please clean up the internal and external dirt in time, but do not put the product in water or wash it with water .
- Do not move or shake the electric cooker when cooking .
- Do not modify: Except for maintenance technicians, no one is allowed to disassemble or repair. Not close to high temperature and can not carry heavy loads.
- Do not place the electric cooker in an unstable, humid, or near other fire or heat source, otherwise it will be easily damaged or an accident may occur.
- When cooking, the heating plate ,the pot and the baking tray will turn hot. It is strictly forbidden to touch with your hands.
- The appliance cannot be operated with an external timer or an independent remote control system.

ⓘ Means [mandatory]

- This product is for indoor use only.
- Use a socket with a ground wire that has a rated current of 10A or more. If it is used with other electrical appliances, the socket may be abnormal and cause a fire or other danger.
- Do not use voltages other than 230V~
- Do not disassemble, repair or remove the back cover by yourself. If a fault occurs, it must be repaired by professional people.
- Please clean up the dust or water on the power cord plugs, plugs and sockets in time.

⚠ Means [Warning] Matters that could cause injury or death

- Please wipe out the spilled oil or other liquids in time, and don't let the oil get into the product.
- Do not use this electric cooker to cook porridge and other high-viscosity liquids.

⚠ Means [Caution] Matters that may cause minor injury or property damage


- Do not use a knife or metal utensil to cut food during cooking.
Do not clean the pot with metal or rough objects to avoid damaging the coating.
- The product cannot be used for commercial purposes.
- Do not place the product too close to the stove. The table on which the product is placed should be cleaned regularly.
Keep the product and other products more than 30 cm.
- Must be used with a matching pot or baking tray.

● Means [Warm reminder]

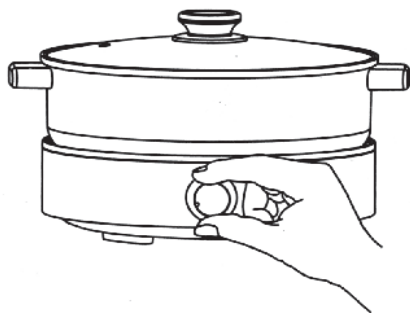
- Due to the internal temperature change, the part clicks when cooking. This is normal.
- When the product is used for the first time, there may be a small amount of fume. This is normal.
- The suitable altitude range of the product is 0 to 2000 meters.
- The electric cooker is only suitable for 230V ~ 60Hz AC power supply.
When the voltage is too low or too high, it will affect the performance.
- Please keep the instruction manual and do not discard it.

Instructions

1. Connected to the power supply.



- 2 . Turn the knob to the appropriate position.

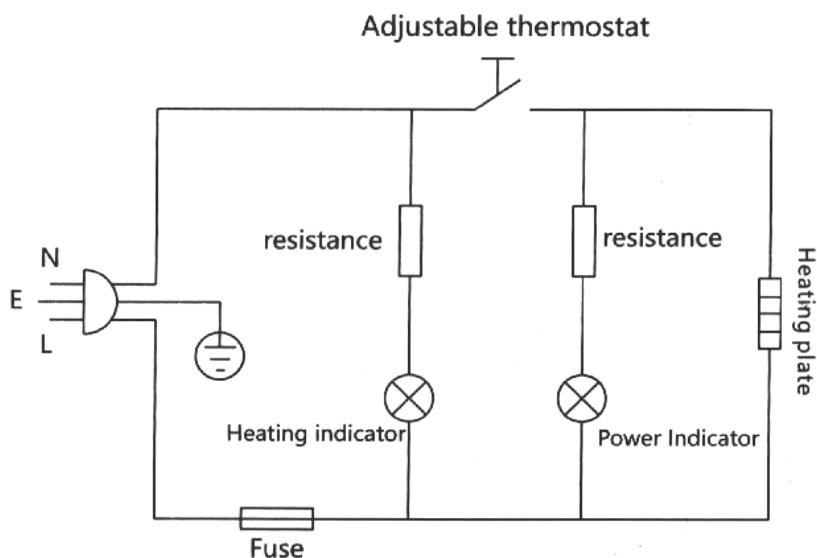


3. Start cooking



Electrical Schematic Diagram

● Tips



Cleaning and Maintenance

- Be sure to unplug the power cord after cooking, wait a few minutes and then wipe it with a damp cloth. Clean it with cleaner before storing.
- Do not use abrasives or solvents to clean the product.
- Always use fresh oil to cook. After cooking, drain the oil away.
- Do not immerse in water when cleaning.
- Dry all parts before storing and store them in a safe and dry place.

Technical Parameter

Model	Rated voltage	Rated frequency	Rated power	Rated volume
HMCGRILL-50	230V~	60Hz	1500W	5L

Common Fault and Solutions

No .	Errors	Possible Reasons	Suggested Solutions
1	The power indicator and heating indicator are off, and the heating plate is not hot.	1. Product is not powered. 2. Internal circuit failure.	1. Check whether the plug of the power cord is in good contact with the socket, and insert the plug into place. 2. Send for repair.
2	Both the power indicator and heating indicator are off, But the heating plate works	1. The wiring of the indicator assembly is loose. 2. The indicator assembly is faulty.	Send for repair.
3	Power indicator and heating indicator are on, heating plate is not working.	1. The heating plate is faulty. 2. The internal wire is faulty.	Send for repair.
4	Can not boil water, or boil water for too long.	1. The thermostat jumps early or the thermostat is deformed . 2. The inner pot is deformed .	Send for repair.

Warranty

- 1.This product is guaranteed for one year from the date of purchase.
2. Customer rely on the warranty card and invoice to the service center for repairs.
- 3.For the above products that do not belong to the free warranty coverage or beyond warranty period, our company is still committed to providing you with the maintenance services, only to charge a certain amount of fees as appropriate after the repair.

Customer		Phonenumber	
Customer address			
Seller		Date	
Signature by seller			

EUREKA®

Thank you for patronizing our products!

For more comments and suggestions, please call our hotline numbers:

0998-584-2057 / 0917-814-5356

 eurekahomeappliances.com

 /EurekaHomeAppliancesPH

 /EurekaHomeAppliances

 @EurekaHomeAppliances